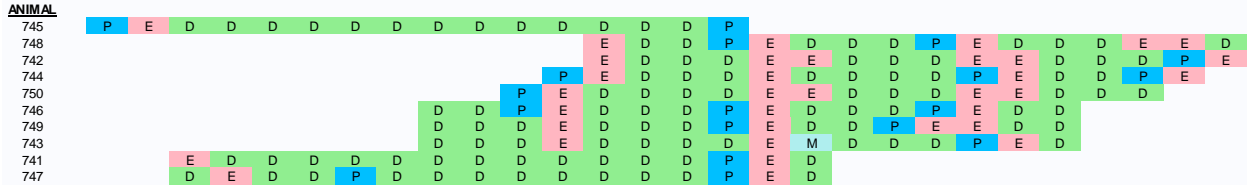
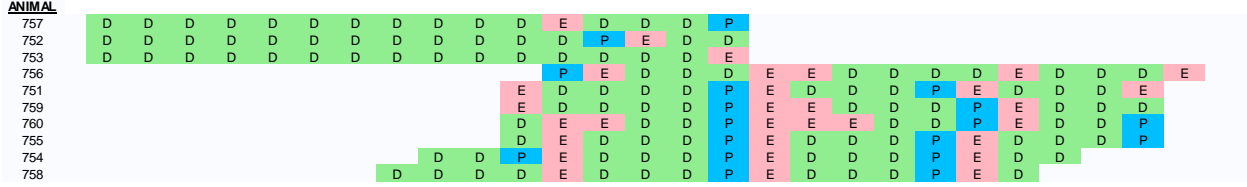


### Estrous Cycle Plots for Study C05052, NBUPY, Rats

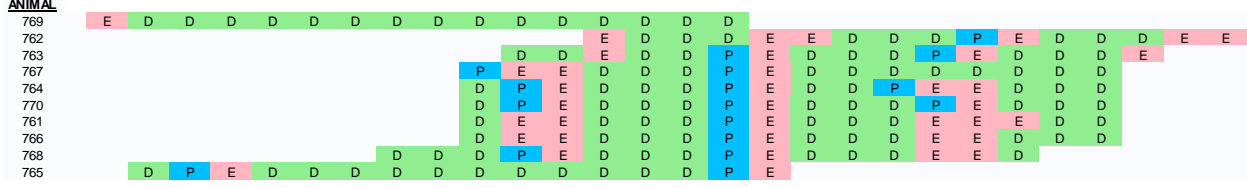
#### 0 mg/mL



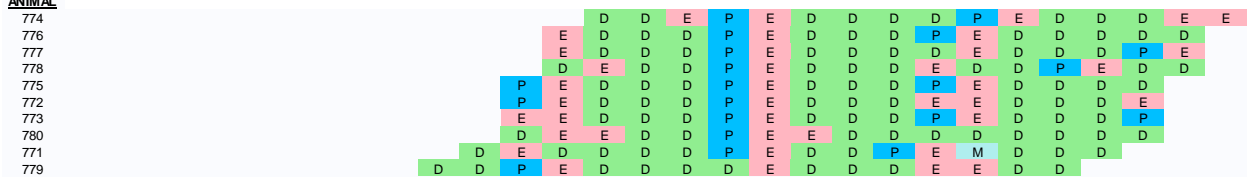
#### 0.3 mg/mL



#### 1.0 mg/mL



#### 3.0 mg/mL



**LEGEND:** P Proestrus E Estrus M Metestrus D Diestrus I Insufficient cells

NOTE: Days of the estrous cycle are aligned on the first day of estrus of the second cycle (if present) with animals displaying similar cycles adjacent to each other.