



Estrous Cycle Plots for MOG003B, EHMC F1 Fertility Rats

0 ppm




1000 ppm



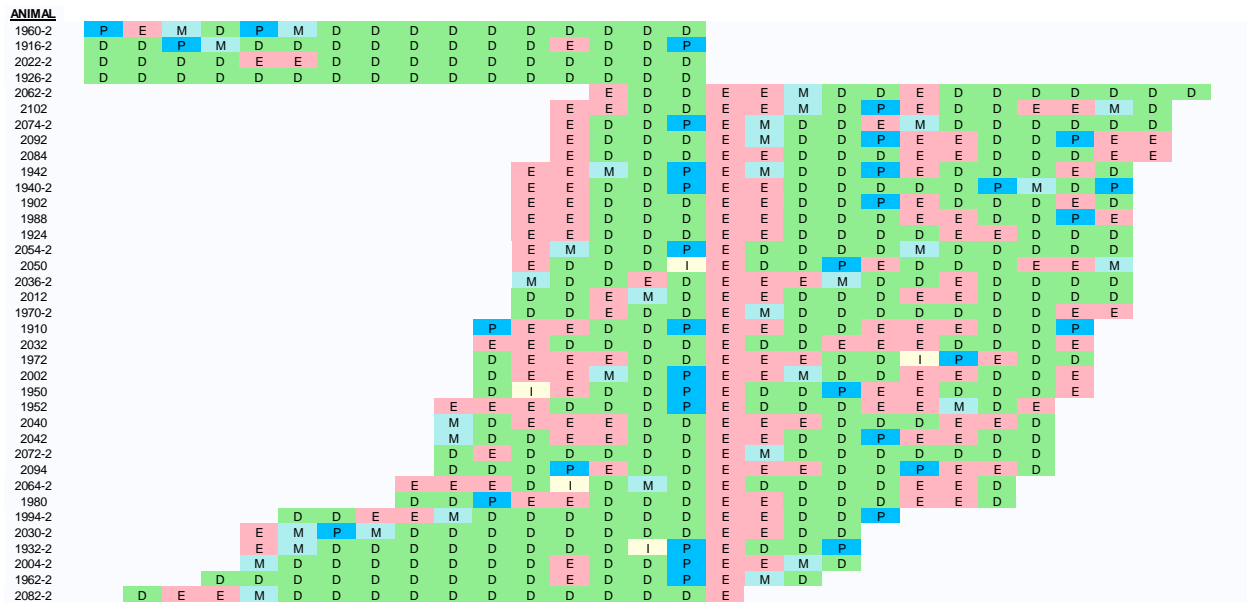
LEGEND: P Proestrus E Estrus M Metestrus D Diestrus I Insufficient cells

NOTE: Days of the estrous cycle are aligned on the first day of estrus of the second cycle (if present) with animals displaying similar cycles adjacent to each other.

3000 ppm



6000 ppm



LEGEND: P Proestrus E Estrus M Metestrus D Diestrus I Insufficient cells

NOTE: Days of the estrous cycle are aligned on the first day of estrus of the second cycle (if present) with animals displaying similar cycles adjacent to each other.