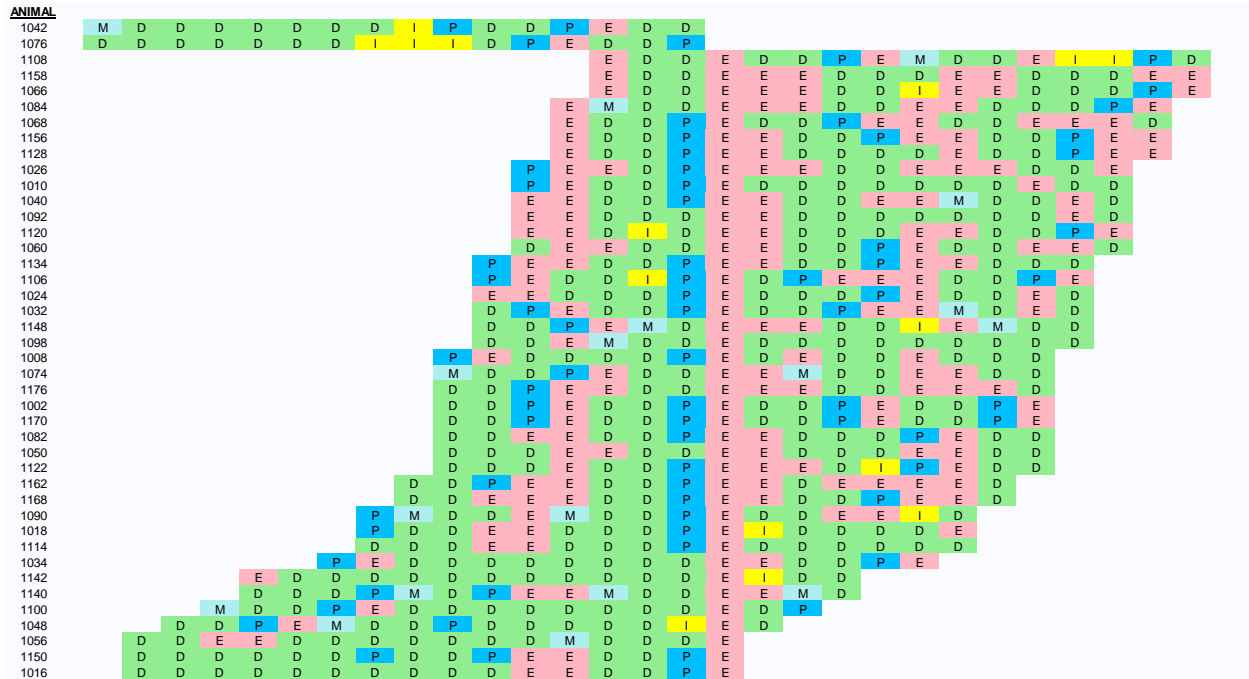


## Estrous Cycle Plots for MOG002B, HMB F1 Fertility Rats


0 ppm



LEGEND: P Proestrus E Estrus M Metestrus D Diestrus I Insufficient cells

NOTE: Days of the estrous cycle are aligned on the first day of estrus of the second cycle (if present) with animals displaying similar cycles adjacent to each other.

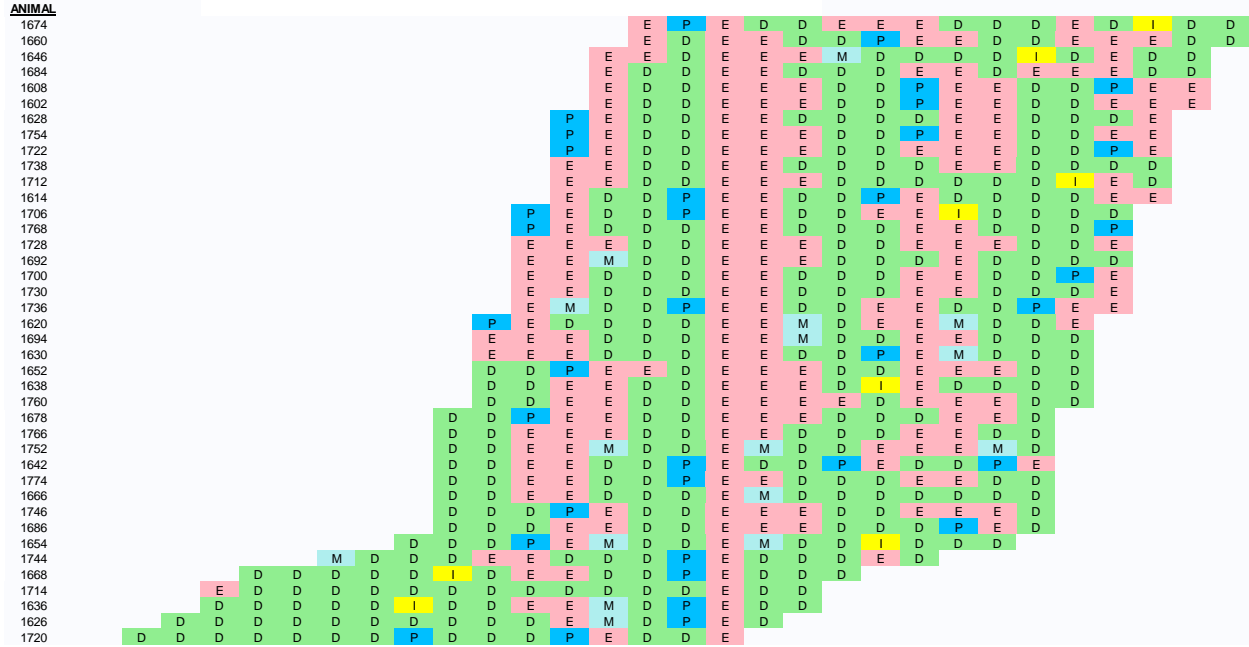
3000 ppm



**LEGEND:** P Proestrus E Estrus M Metestrus D Diestrus I Insufficient cells

NOTE: Days of the estrous cycle are aligned on the first day of estrus of the second cycle (if present) with animals displaying similar cycles adjacent to each other.

10000 ppm



LEGEND: P Proestrus E Estrus M Metestrus D Diestrus I Insufficient cells

NOTE: Days of the estrous cycle are aligned on the first day of estrus of the second cycle (if present) with animals displaying similar cycles adjacent to each other.



