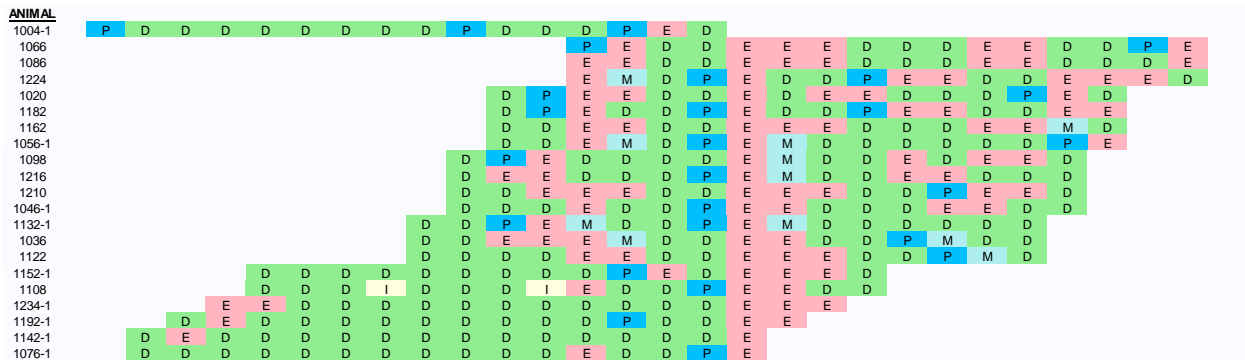
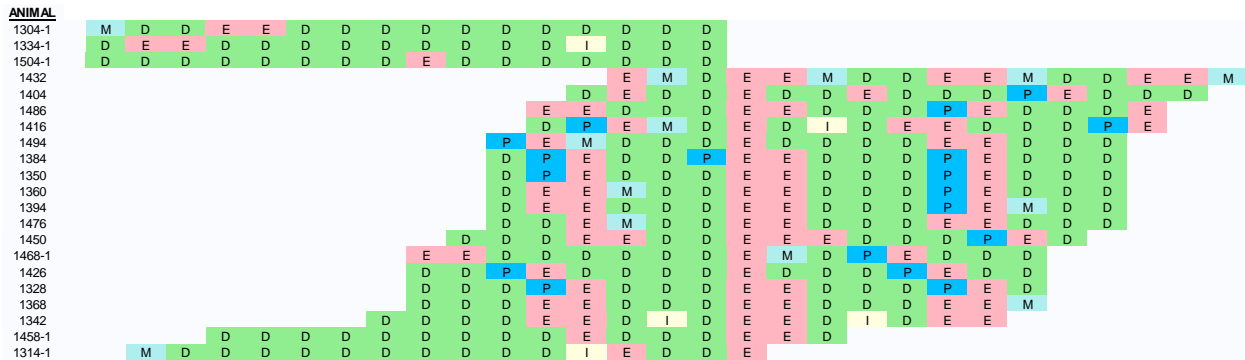


Estrous Cycle Plots for MOG08002B, Bisphenol AF, F1 Prenatal Rats

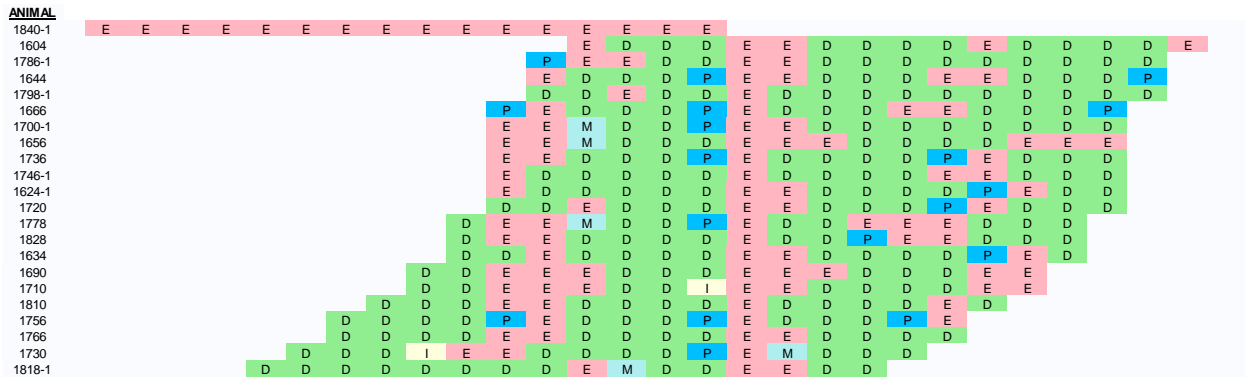
0 ppm



338 ppm




1125 ppm



LEGEND:	P Proestrus	E Estrus	M Metestrus	D Diestrus	I Insufficient cells
---------	---	--	---	--	--

NOTE: Days of the estrous cycle are aligned on the first day of estrus of the second cycle (if present) with animals displaying similar cycles adjacent to each other.

3750 ppm



LEGEND: P Proestrus E Estrus M Metestrus D Diestrus I Insufficient cells

NOTE: Days of the estrous cycle are aligned on the first day of estrus of the second cycle (if present) with animals displaying similar cycles adjacent to each other.