

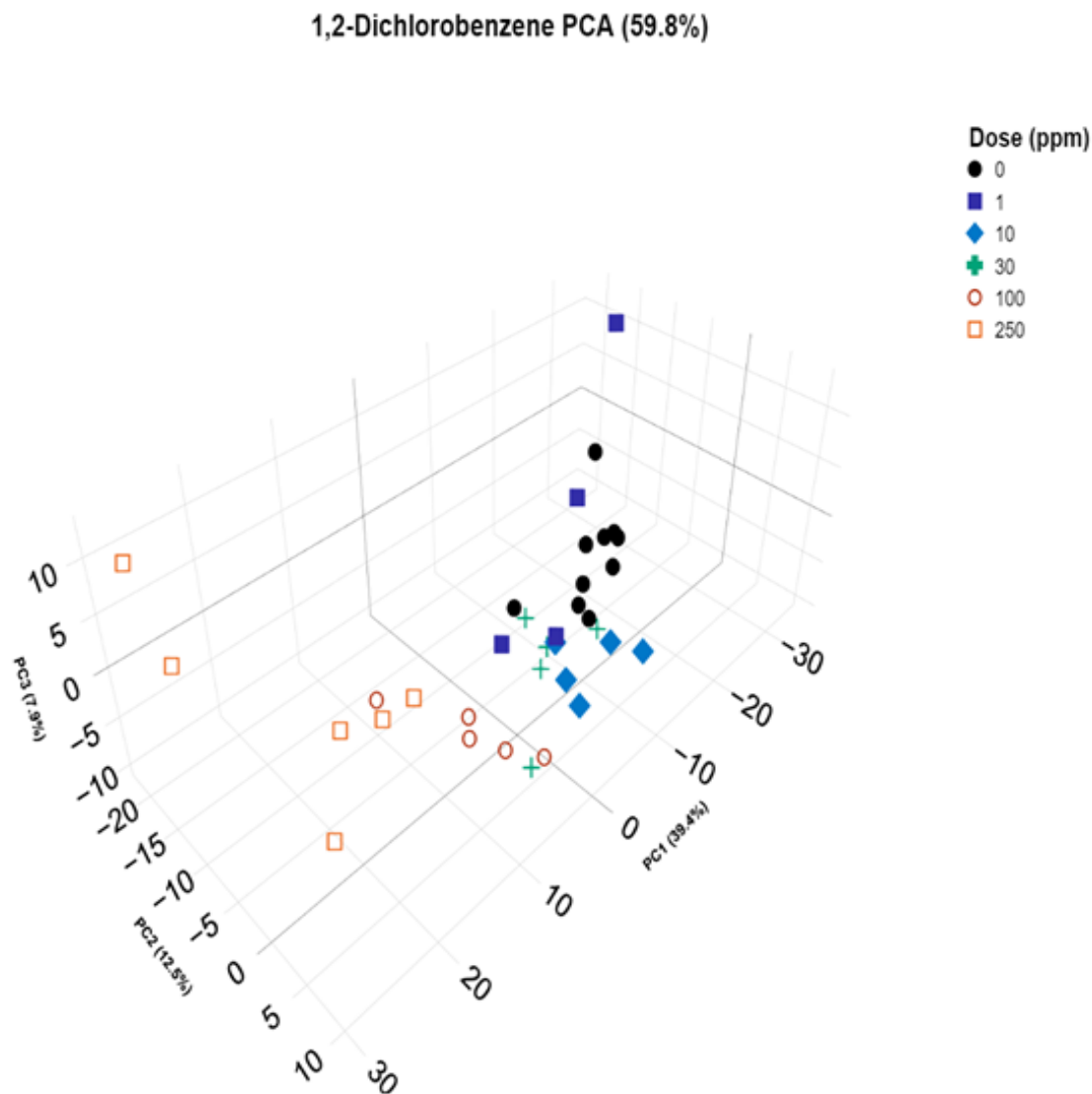
PCA Analysis: Three-Dimensional and Two-Dimensional Plots of Top Three PCA Components

DTTID: 108-020-007-000-8
Study Number: 108020007
Study Type: 5-Day Toxicity
Species/Strain: Mouse/B6D2F1/Crl

Test Compound: 1,2-Dichlorobenzene
CAS Number: 95-50-1
DTXSID: DTXSID6020430
Tissue: Lung

Date: 8 Jul 2025
Time: 11:11:10 AM

Three-Dimensional Plot of Top Three PCA Components



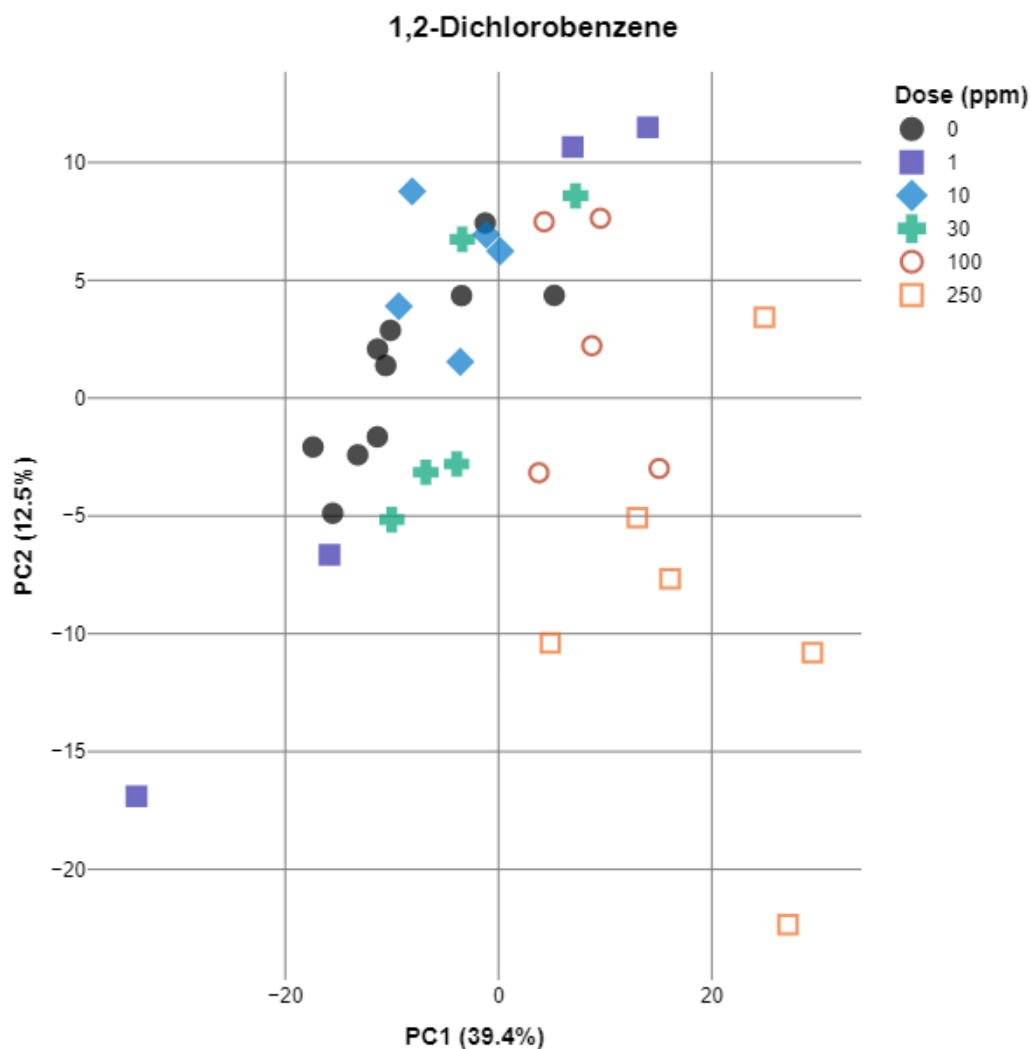
PCA Analysis: Three-Dimensional and Two-Dimensional Plots of Top Three PCA Components

DTTID: 108-020-007-000-8
Study Number: 108020007
Study Type: 5-Day Toxicity
Species/Strain: Mouse/B6D2F1/Crl

Test Compound: 1,2-Dichlorobenzene
CAS Number: 95-50-1
DTXSID: DTXSID6020430
Tissue: Lung

Date: 8 Jul 2025
Time: 11:11:10 AM

Two-Dimensional Plot of PCA 1 Component vs. PCA 2 Component



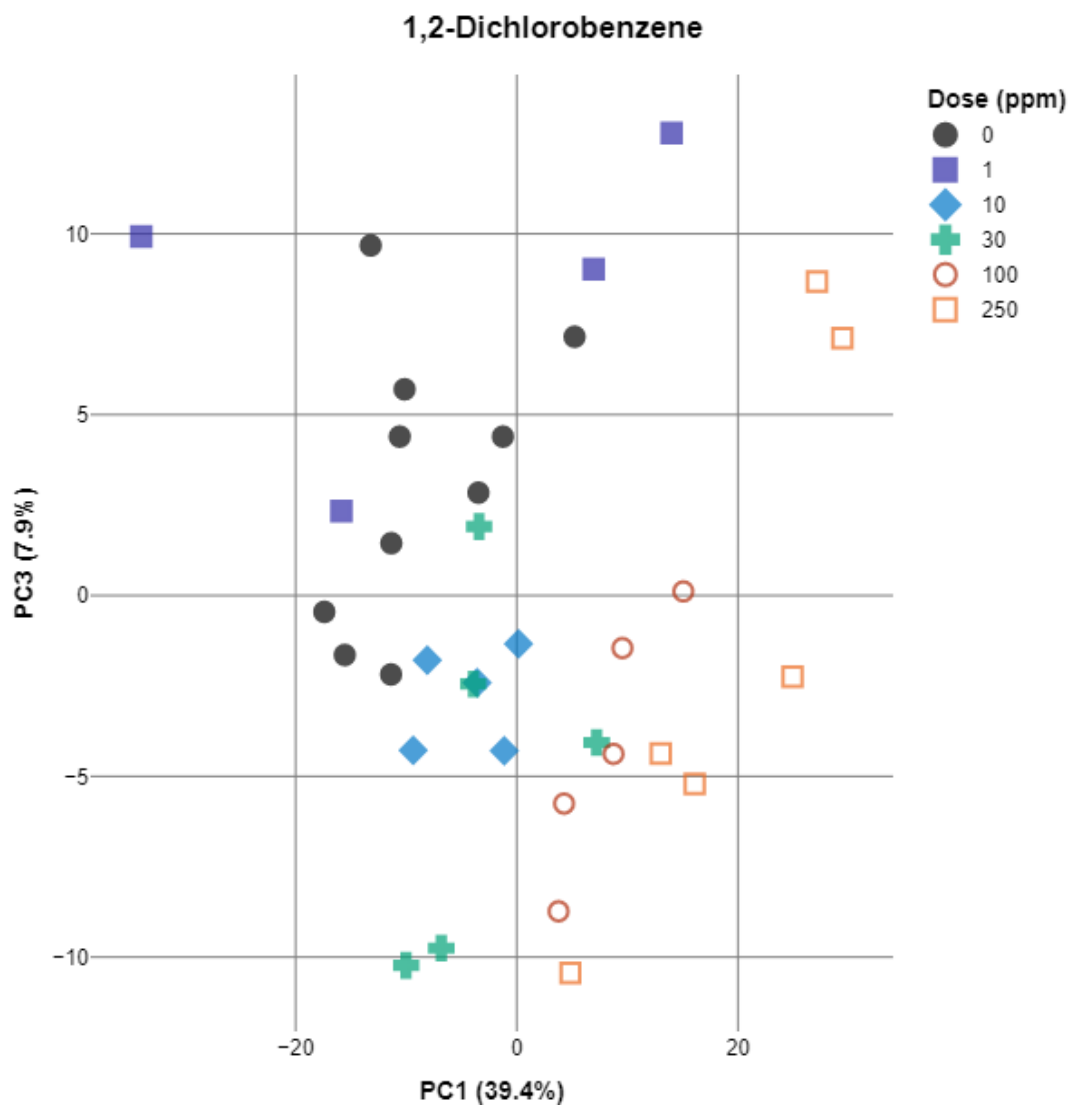
PCA Analysis: Three-Dimensional and Two-Dimensional Plots of Top Three PCA Components

DTTID: 108-020-007-000-8
Study Number: 108020007
Study Type: 5-Day Toxicity
Species/Strain: Mouse/B6D2F1/Crl

Test Compound: 1,2-Dichlorobenzene
CAS Number: 95-50-1
DTXSID: DTXSID6020430
Tissue: Lung

Date: 8 Jul 2025
Time: 11:11:10 AM

Two-Dimensional Plot of PCA 1 Component vs. PCA 3 Component



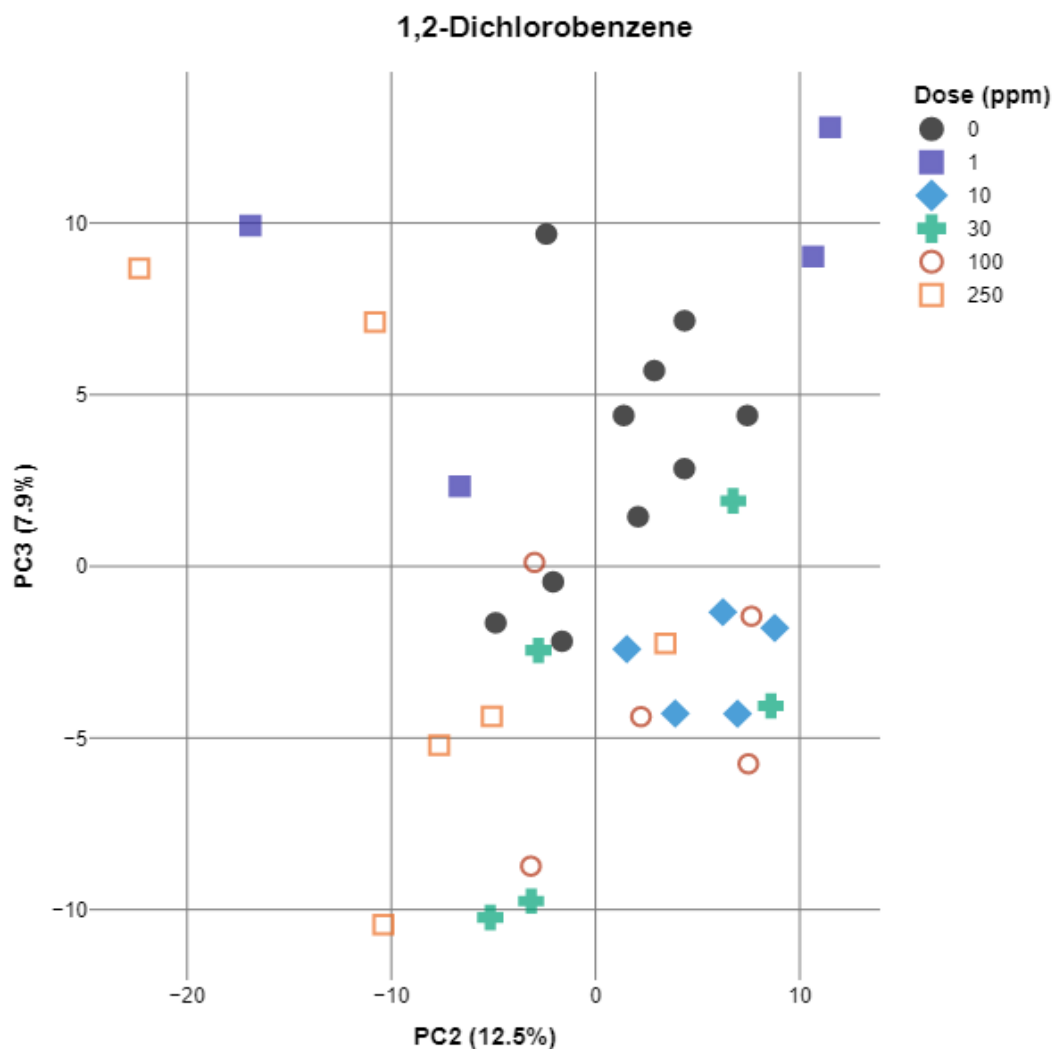
PCA Analysis: Three-Dimensional and Two-Dimensional Plots of Top Three PCA Components

DTTID: 108-020-007-000-8
Study Number: 108020007
Study Type: 5-Day Toxicity
Species/Strain: Mouse/B6D2F1/Crl

Test Compound: 1,2-Dichlorobenzene
CAS Number: 95-50-1
DTXSID: DTXSID6020430
Tissue: Lung

Date: 8 Jul 2025
Time: 11:11:10 AM

Two-Dimensional Plot of PCA 2 Component vs. PCA 3 Component



The principal component analysis (PCA) plots are generated using R scripts from the Division of Translational Toxicology, NIEHS. The three 2-dimensional PCA plots and the 3-dimensional PCA plot are created using tidyverse R library and plotly R library, respectively. The original R code was modified to output the expected format of the PCA plots.

**** END OF REPORT ****